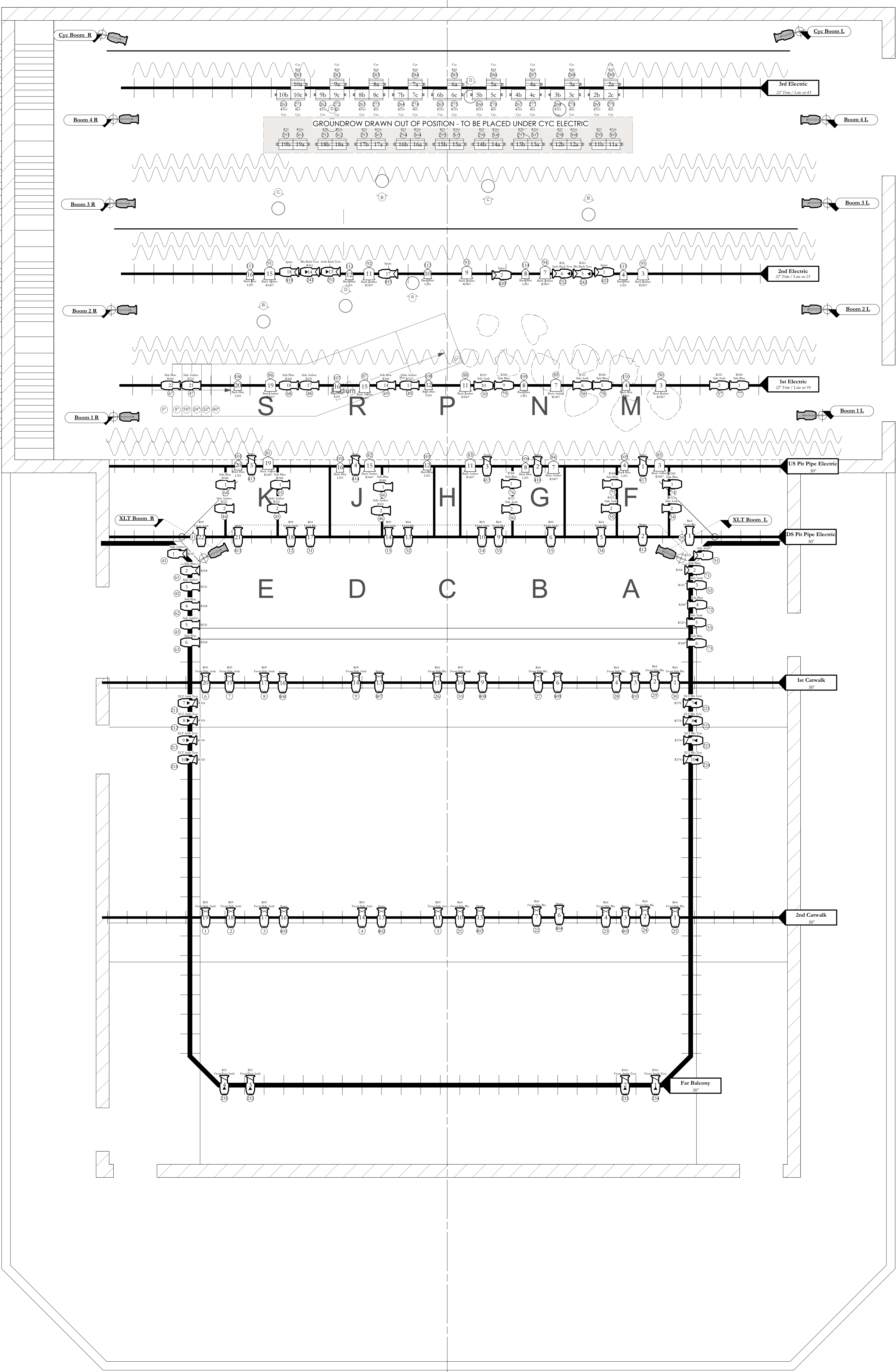
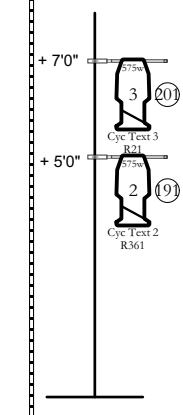


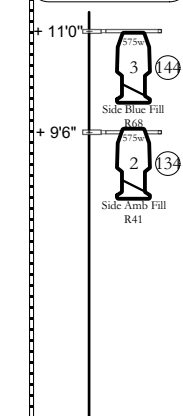
30	Gen Purpose	3130"
46	Cyc	314"
48	Gen Purpose	3010"
45	Gen Purpose	3010"
46	Leg	2910"
45	Gen Purpose	294"
44	Gen Purpose	2910"
45	Electric 1	284"
45	Gen Purpose	2710"
45	Gen Purpose	2710"
45	Gen Purpose	2610"
36	Gen Purpose	2510"
36	Gen Purpose	2410"
37	Gen Purpose	2310"
36	Gen Purpose	2210"
38	Leg	2110"
34	Boiler	2110"
33	Gen Purpose	2110"
32	Gen Purpose	2010"
31	Gen Purpose	1910"
30	Gen Purpose	1810"
29	Gen Purpose	1710"
28	Gen Purpose	1610"
27	Scrim	1510"
24	Leg	1410"
25	Boiler	1310"
24	Gen Purpose	1410"
23	Electric 2	1410"
22	Gen Purpose	1310"
21	Gen Purpose	1310"
20	Gen Purpose	1210"
19	Gen Purpose	1210"
18	Gen Purpose	1110"
17	Gen Purpose	1110"
16	Gen Purpose	1010"
15	Gen Purpose	910"
14	Leg	810"
13	Boiler	710"
12	Gen Purpose	610"
11	Gen Purpose	610"
10	Electric 1	510"
9	Gen Purpose	510"
8	Gen Purpose	410"
7	Gen Purpose	410"
6	Gen Purpose	310"
5	Gen Purpose	310"
4	Gen Purpose	210"
3	Gen Purpose	210"
2	Leg	110"
1	Main Drop	010"



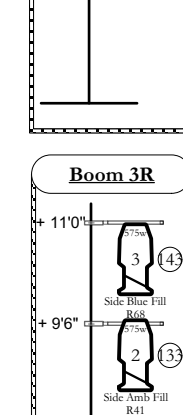
Cyc Room R



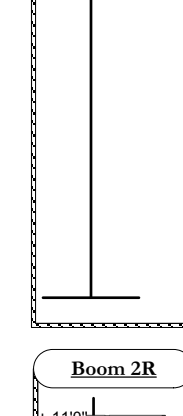
Room 4R



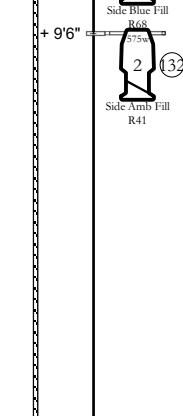
Room 3R



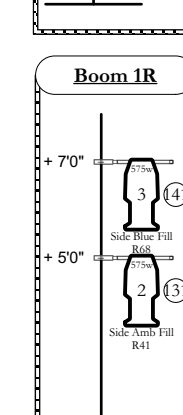
Room 2R



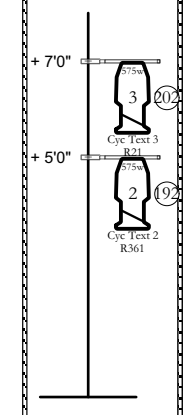
Room 1R



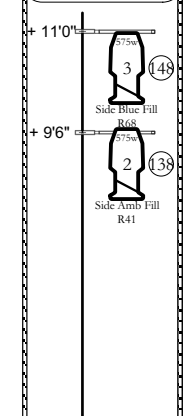
XL.T Boom R



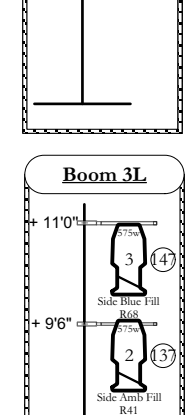
Cyc Room L



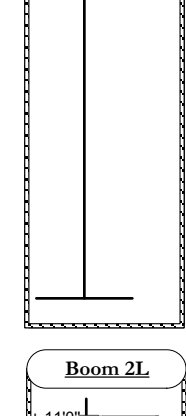
Room 4L



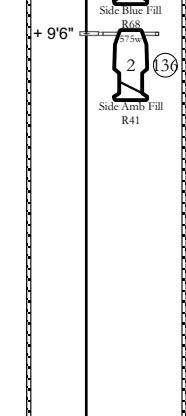
Room 3L



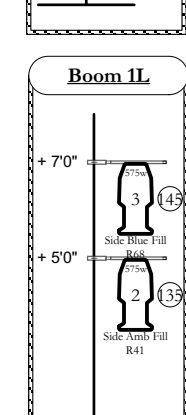
Room 2L



Room 1L



XL.T Boom L



KEY TO SYMBOLS

Used	Symbol	Instrument	Wattage	#In Stock	#Avail.	Accessories	Legend
30		19 Degree Source4	575w	40	10	Auto Iris	Color Purpose
46		26 Degree Source4	575w	47	1	Rosco 1-Cue	Beam Designation Unit Number
50		36 Degree Source4	575w	54	4	Seachanger	Template
12		50 Degree Source4	575w	13	1	Side Arm	Channel Dimmer
15		6 Fresnel	750w	24	9	Top Hat	
15		8 Fresnel	1000w	24	9	Half Hat	
45		Altman Sky Cyc	1000w	56	6	Barn Doors	

NOTES

- All units hung on 18" centers unless noted.
- See LightWright paperwork for all color and template information.
- Provide all available top hats, half hats, and barndoors at focus.
- Provide cuts of R119 and R132 at the time of focus.
- Ground Row is drawn out of position for clarity. Note it will be located directly under the cyc units on Electric 3.
- Final placement for booms will be determined at time of focus please have booms cabled and placed in position according to plot.
- Please provide extra 50 and 36 degree barrels for focus
- Additional questions or concerns should be made to the designer which can be reached at C: 305.834.3019/ E: JVeradesigns@gmail.com

This drawing represents visual concepts and construction suggestions only. The designer is not qualified to determine the structural appropriateness of this design and will not assume responsibility for improper engineering, construction, or handling. All materials, finishes, and construction must comply with the most stringent federal, state and municipal fire and safety codes.

FINAL DRAFT	DATE: 10/15/15
LOAD IN	DATE: 10/15/15
PUBLISH	DATE: 10/22/15
PROOF	DATE: 10/15/15

-- KINGDOM CITY --

-- FLORIDA INTERNATIONAL UNIVERSITY --

-- LIGHT PLOT --

Herbert and Nicole Wettrheim
Performing Arts Center

DIRECTOR: MICHAEL YAWNEY
SCENIC DESIGNER: MARIO ALONSO
LIGHTING DESIGNER: JORDAN VERA
MASTER ELECTRICIAN: TONY GALASKA
TECHNICAL DIRECTOR: CHRIS GOSLIN
LAST REVISION DATE: 10/22/15 REVISION NUMBER: 4

Kingdom City

Plate#: 1 of 1
SCALE: 1/4" = 10"
DATE: 10/22/15